



Making Simple Decisions

Chapter 16

Outline

- Rational preferences
- Utilities
- Money
- Decision networks
- Value of information

Additional reference: Clemen, Robert T. Making Hard Decisions: An Introduction to Decision Analysis. Duxbury Press, Belmont, California, 1990.

Example

I'm going to buy tickets for two performances at the Rozsa Center. I have two options. I can either buy both of them now at a discount (combined tickets) or I can buy them separately closer to the performance (single tickets). The probability of finding the time for a performance is 0.4. A single ticket costs \$20, and a combined ticket costs \$30. The "value" of going to a performance is 20. Which ticket should I buy?

Example (cont'd)

Probability of finding time: 0.4

Single ticket: \$20

Combined ticket: \$30

Value of going to a performance: 20

Option	F, F (p=0.16)	F, ¬F (p=0.24)	¬ F, F (p=0.24)	¬ F, ¬ F (p=0.36)
Combined	cost = \$30 value = \$40 total = \$10	cost = \$30 value = \$20 total = -\$10	cost = \$30 value = \$20 total = -\$10	cost = \$30 value = \$0 total = -\$30
Single	cost = \$40 value = \$40 total = \$0	cost = \$20 value = \$20 total = \$0	cost = \$20 value = \$20 total = \$0	cost = \$0 value = \$0 total = \$0

Example (cont'd)

Option	F, F (p=0.16)	F, ¬F (p=0.24)	¬ F, F (p=0.24)	¬ F, ¬ F (p=0.36)
Combined	cost = \$30	cost = \$30	cost = \$30	cost = \$30
	value = \$40	value = \$20	value = \$20	value = \$0
	total = \$10	total = -\$10	total = -\$10	total = -\$30
Single	cost = \$40	cost = \$20	cost = \$20	cost = \$0
	value = \$40	value = \$20	value = \$20	value = \$0
	total = \$0	total = \$0	total = \$0	total = \$0

The “expected value” of buying a combined ticket is

$$0.16 \times 10 + 0.24 \times -10 + 0.24 \times -10 + 0.36 \times -30 = -14.0$$

Example (cont'd)

- Buying a combined ticket in advance is not a good idea when the probability of attending the performance is low.
- Now, change that probability to 0.9.
- The “expected value” of buying a combined ticket is $0.81 \times 10 + 0.09 \times -10 + 0.09 \times -10 + 0.01 \times -30 = 6.0$
- This time, buying combined tickets is preferable to single tickets.

What is different?

- uncertainty
- conflicting goals
- conflicting measure of state quality
(not goal/non-goal)

Issues

- How does one represent preferences?
- How does one assign preferences?
- Where do we get the probabilities from?
- How to automate the decision making process?

Nonnumeric preferences

- $A \succ B$: A is preferred to B
- $A \sim B$: indifference between A and B
- $A \not\succeq B$: B not preferred to A

Rational preferences

- Orderability
- Transitivity
- Continuity
- Substitutability
- Monotonicity
- Decomposability

Orderability and Transitivity

Orderability: The agent cannot avoid deciding:

$$(A \succ B) \vee (B \succ A) \vee (A \sim B)$$

Transitivity: If an agent prefers A to B and prefers B to C , then the agent must prefer A to C .

$$(A \succ B) \wedge (B \succ C) \Rightarrow (A \succ C)$$

Continuity and Substitutability

Continuity: If some state B is between A and C in preference, then there is some probability p such that

$$A \succ B \succ C \Rightarrow \exists p [p, A; 1 - p, c] \sim B$$

Substitutability: If an agent is indifferent between two lotteries A and B , then the agent is indifferent between two more complex lotteries that are the same except that B is substituted for A in one of them.

$$(A \sim B) \Rightarrow [p, A; 1 - p, C] \sim [p, B; 1 - p, C]$$

Monotonicity and Decomposability

Monotonicity: If an agent prefers A to B , then the agent must prefer the lottery that has a higher probability for A .

$$A \succ B \Rightarrow (p \geq q) \Leftrightarrow [p, A; 1 - p, B] \succeq [q, A; 1 - q, B]$$

Decomposability: Two consecutive lotteries can be compressed into a single equivalent lottery

$$[p, A; 1 - p, [q, B; 1 - q, C]] \sim [p, A; (1 - p)q, B; (1 - p)(1 - q), C]$$

Utility Theory

- Theorem: (Ramsey, 1931, von Neumann and Morgenstern, 1944):
Given preferences satisfying the constraints there exists a real-valued function U such that

$$U(A) \geq U(B) \Leftrightarrow A \succeq B$$

$$U(A) = U(B) \Leftrightarrow A \sim B$$

$$U([p_1, S_1; \dots; p_n, S_n]) = \sum_i p_i U(S_i)$$

- The first type of parameter represents the deterministic case
- The second type of parameter represents the nondeterministic case, a *lottery*

Maximizing expected utility

- MEU principle:
Choose the action that maximizes expected utility
- Note: an agent can be entirely rational (consistent with MEU) without ever representing or manipulating utilities and probabilities
(e.g., a lookup table for perfect tic-tac-toe)

Utility functions

- A *utility function* maps states to numbers: $U(S)$
- It expresses the desirability of a state (totally subjective)
- There are techniques to assess human utilities
- utility scales
 - normalized utilities: between 0.0 and 1.0
 - micromorts: one-millionth chance of death
useful for Russian roulette, paying to reduce product risks etc.
 - QALYs: quality-adjusted life years
useful for medical decisions involving substantial risk

Money

- Money does not usually behave as a utility function
- Empirical data suggests that the value of money is logarithmic
 - For most people getting \$5 million is good, but getting \$6 million is not 20% better
 - Textbook's example: get \$1M or flip a coin for \$3M?
 - For most people getting in debt is not desirable but once one is in debt, increasing that amount to eliminate debts might be desirable

Expected utility

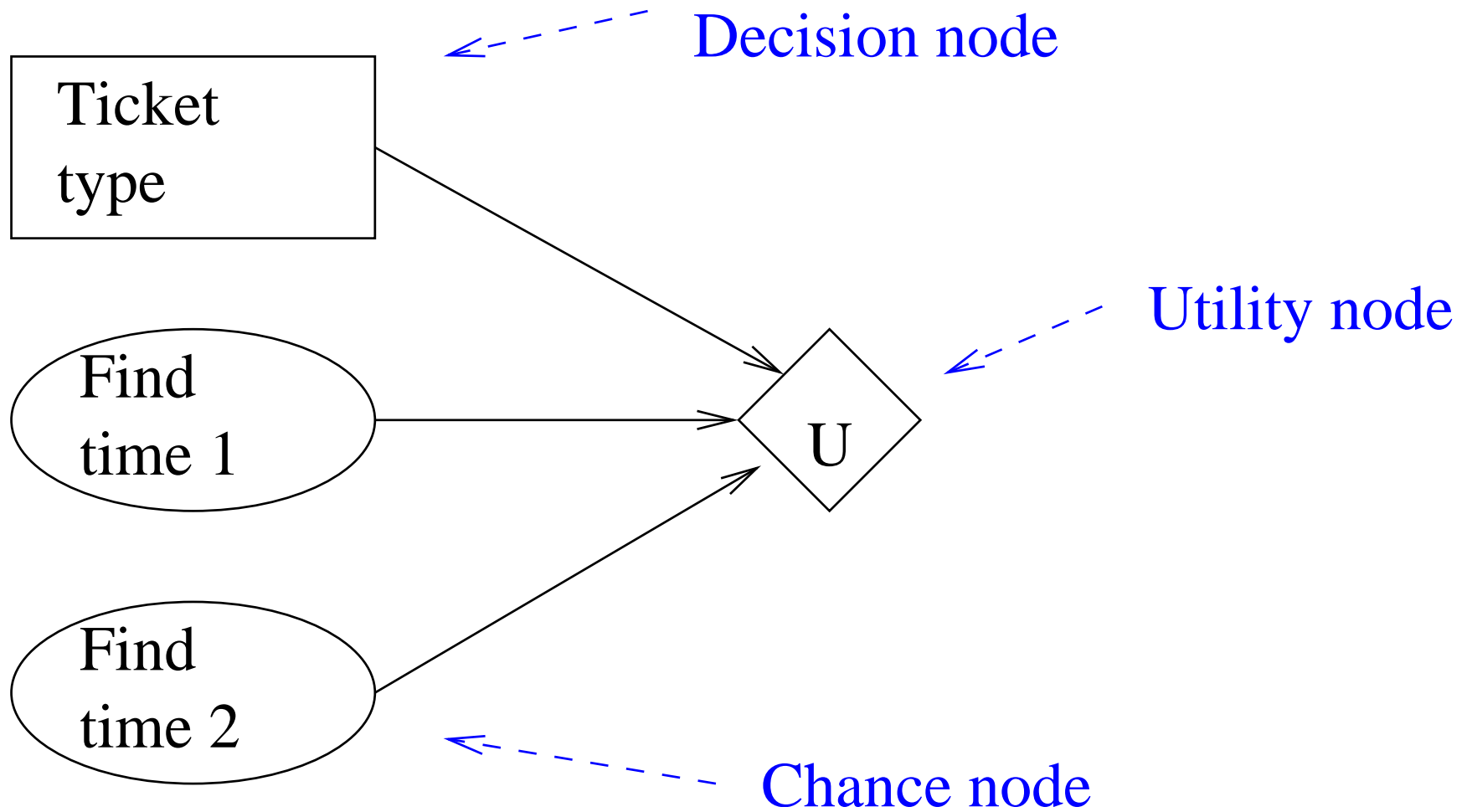
- Consider a nondeterministic action A with n outcomes
- Outcomes: $Result_1(A), \dots, Result_n(A)$
- E : agent's available evidence about the world
- $Do(A)$ refers to performing action A
- $P(Result_i(A)|Do(A), E)$ is known

Expected utility(cont'd)

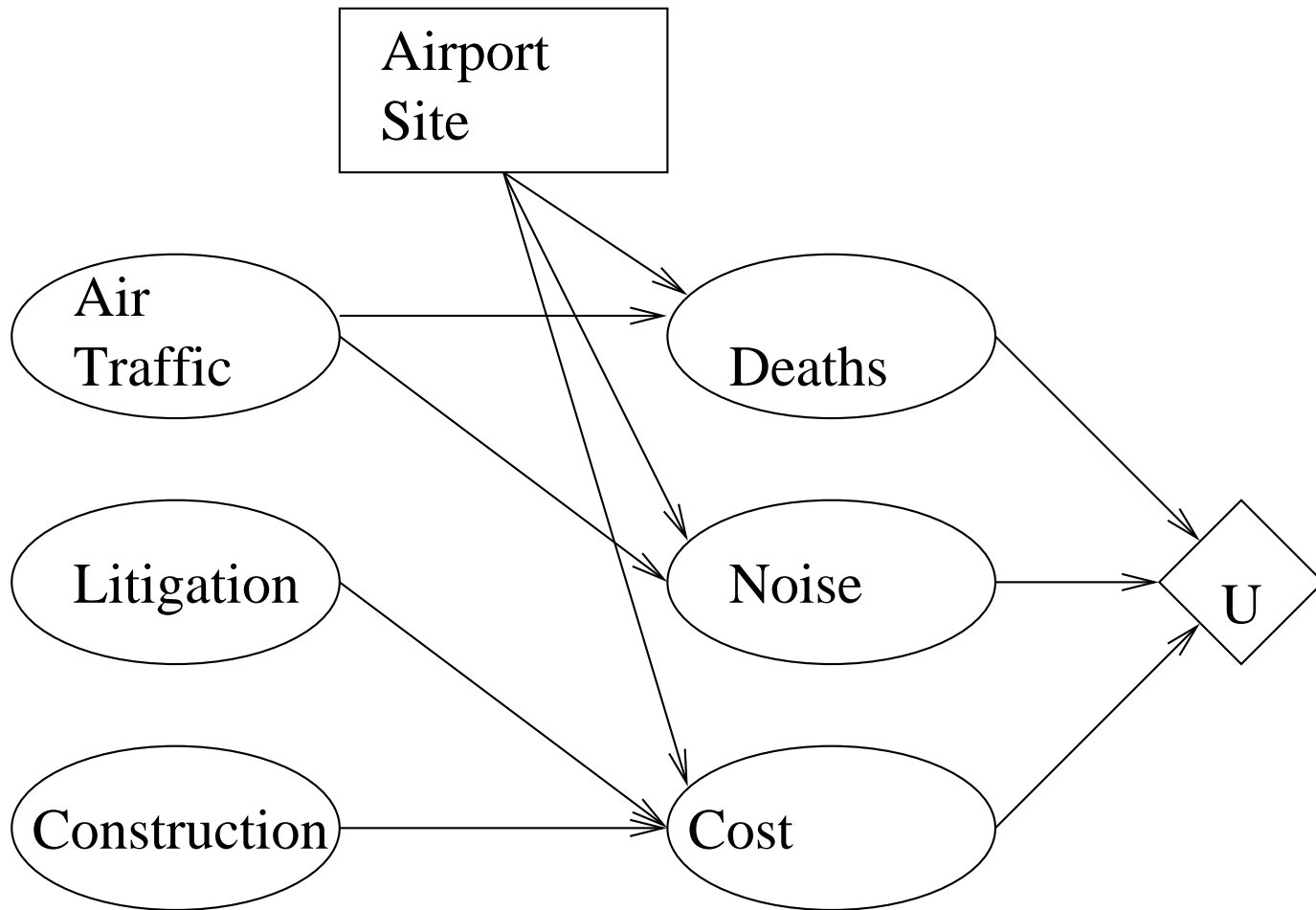
$$EU(A|E) = \sum_i P(Result_i(A)|Do(A), E)U(Result_i(A))$$

For the performance example, the available actions are buying a combined ticket and buying a single ticket; there are four outcomes for each (compute *value* – *cost* for each)

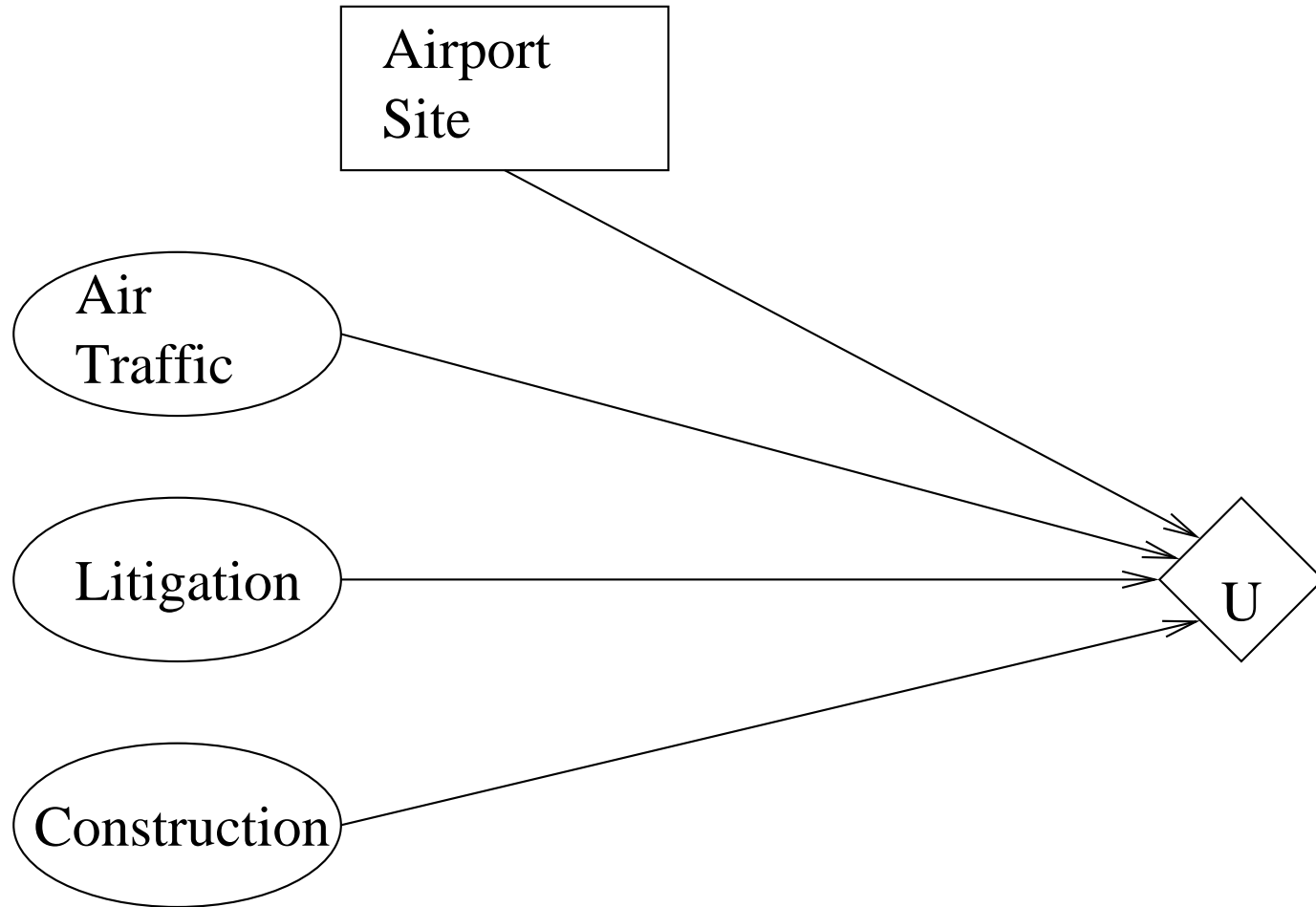
Decision network



Airport-siting problem



Simplified decision diagram



Evaluating decision networks

1. Set the evidence variables for the current state
2. For each possible value of the decision node:
 - (a) Set the decision node to that value.
 - (b) Calculate the posterior probabilities for the parent nodes of the utility node, using a standard probabilistic inference algorithm
 - (c) Calculate the resulting utility for the action
3. Return the action with the highest utility.

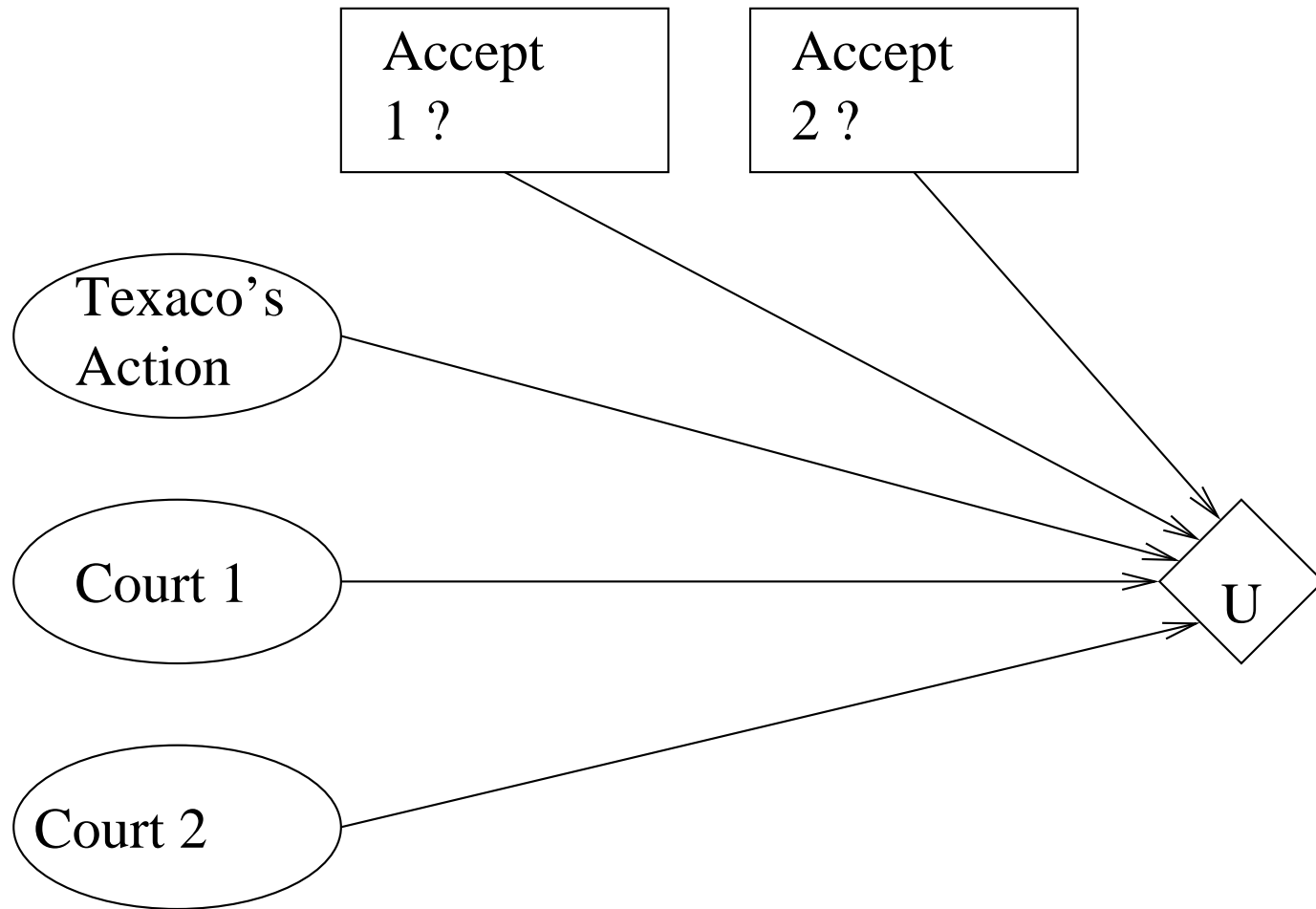
Texaco versus Pennzoil

In early 1984, Pennzoil and Getty Oil agreed to the terms of a merger. But before any formal documents could be signed, Texaco offered Getty Oil a substantially better price, and Gordon Getty, who controlled most of the Getty stock, reneged on the Pennzoil deal and sold to Texaco. Naturally, Pennzoil felt as if it had been dealt with unfairly and filed a lawsuit against Texaco alleging that Texaco had interfered illegally in Pennzoil-Getty negotiations. Pennzoil won the case; in late 1985, it was awarded \$11.1 billion, the largest judgment ever in the United States. A Texas appeals court reduced the judgment by \$2 billion, but interest and penalties drove the total back up to \$10.3 billion. James Kinnear, Texaco's chief executive officer, had said that Texaco would file for bankruptcy if Pennzoil obtained court permission to secure the judgment by filing liens against Texaco's assets. . . .

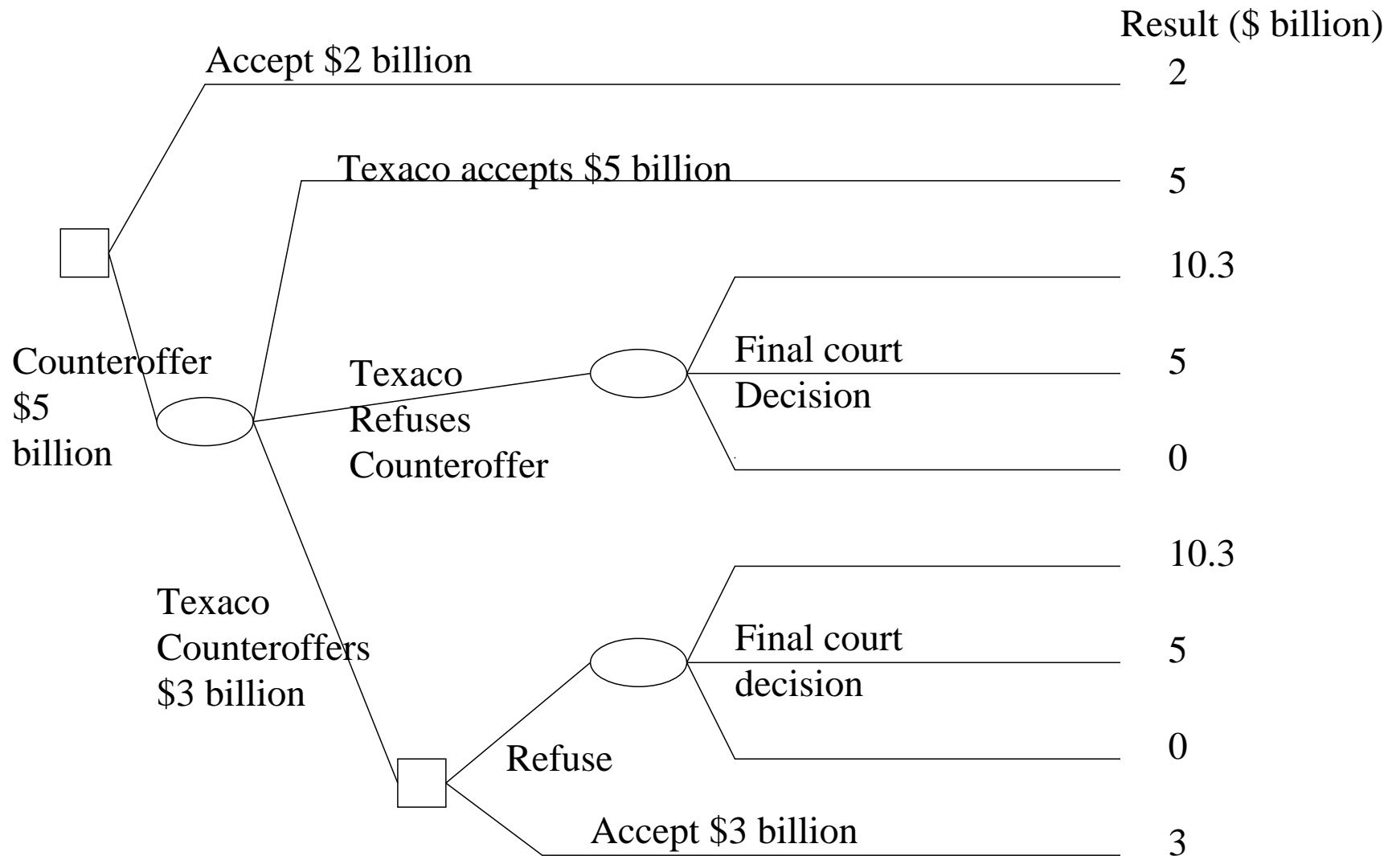
Texaco versus Pennzoil (cont'd)

... Furthermore Kinnear had promised to fight the case all the way to the U.S. Supreme Court if necessary, arguing in part that Pennzoil had not followed Security and Exchange Commission regulations in its negotiations with Getty. In April 1987, just before Pennzoil began to file the liens, Texaco offered Pennzoil \$2 billion to settle the entire case. Hugh Liedtke, chairman of Pennzoil, indicated that his advisors were telling him that a settlement of between \$3 billion and \$5 billion would be fair.

Liedtke's decision network



Liedtke's decision tree



Value of information

- An oil company is hoping to buy one of n distinguishable blocks of ocean drilling rights
- Exactly one of the blocks contains oil worth C dollars
- The price of each block is C/n dollars
- If the company is risk-neutral, then it will be indifferent between buying a block and buying one

Value of information (cont'd)

- n blocks, C worth of oil in one block, each block C/n dollars
- A seismologist offers the company the results of a survey of block number 3, which indicates definitely whether the block contains oil.
- How much should the company be willing to pay for the information?

Value of information (cont'd)

- n blocks, C worth of oil in one block, each block C/n dollars. Value of information about block number 3?
- With probability $1/n$ the survey will indicate oil in block 3. In this case, the company will buy block 3 for C/n dollars and make a profit of $C - C/n = (n - 1)C/n$ dollars
- With probability $(n - 1)/n$, the survey will show that the block contains no oil, in which case the company will buy a different block. Now the probability of finding oil in one of the blocks changes from $1/n$ to $1/(n - 1)$ so the company makes an expected profit of $C/(n - 1) - C/n = C/(n(n - 1))$ dollars.

Value of information (cont'd)

- n blocks, C worth of oil in one block, each block C/n dollars. Value of information about block number 3?
- The expected profit given the survey information is
$$\frac{1}{n} \times \frac{(n-1)C}{n} \times \frac{n-1}{n} \times \frac{C}{n(n-1)} = C/n$$
- The information is worth as much as the block itself!

Summary

- Can reason both qualitatively and numerically with preferences and value of information
- When several decisions need to be made, or several pieces of evidence need to be collected it becomes a *sequential decision problem*
 - value of information is nonadditive
 - decisions/evidence are order dependent

Issues revisited

- How does one represent preferences?
(a numerical utility function)
- How does one assign preferences?
(compute $U(\text{Result}_i(A))$)—requires search or planning)
- Where do we get the probabilities from?
(compute $U(\text{Result}_i(A) | \text{Do}(A), E)$)—requires a complete causal model of the world and NP-hard inference)
- How to automate the decision making process?
(influence diagrams)